



# GBATEMP

INDEPENDENT GAMING COMMUNITY

[HOME](#)
[FORUMS](#)
[REVIEWS](#)
[ASK!](#)
[DOWNLOADS](#)
[BLOGS](#)
[TWITCH](#)
[NEW CONTENT](#)

[TUTORIALS](#)
[CHAT](#)

[Log in or Sign up](#)

[Forums](#)
[...](#)
[Nintendo 3DS Discussions](#)



How is my english?

So bad...	<div></div>	46 vote(s)	7.1%
Good, sometimes it's not understandable	<div></div>	104 vote(s)	16.0%
Very understandable	<div></div>	396 vote(s)	60.8%
Perfect?	<div></div>	105 vote(s)	16.1%

1 2 3 4 5 6 → 79 Next >


## [Tutorial] How to Decrypt, Extract & Rebuild 3DS|CIA|CXI Files

by Asia81 Mar 4, 2015 at 9:15 PM

747,785 views

81 likes

1,573 replies



Asia81

In my Ecchi World <3

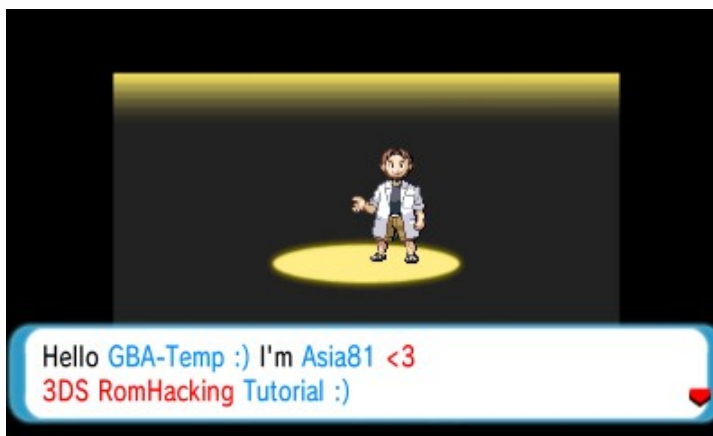
Member

5,625

Level 13

Nov 15, 2014

Albi



This tutorial will try to help you extract a **3DS | CIA | CXI file** to change its content, and will also explain how to **rebuild** your game once edited.

Thanks a lot to **Ericzander** & **BullyWiiPlaza** for their help to translate this tutorial in english 😊  
(Because I'm French, it's difficult to make a full tutorial in a good english...).

If anyone see any typo or something wrong with my english (in the setup, the script, the tutorial...) let me know!

Ce tutoriel est également disponible ici pour les français (Pas à Jours):

This tutorial is also available here for french users (Outdated):

<http://www.pokemontrash.com/jeux-pokemon/decrypter-compiler-rom-3ds.php>

## SUMMARY

- What you need
- Prerequisites

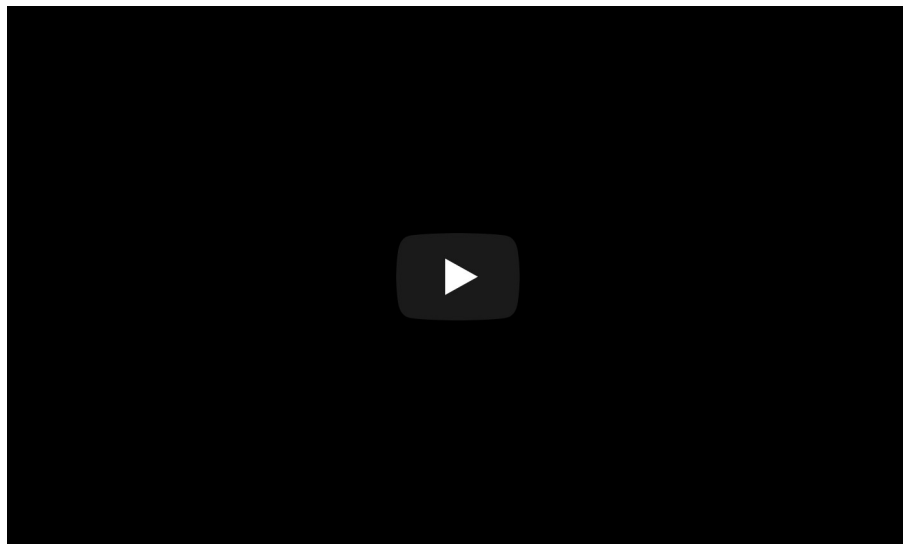
- Decrypting
- Extracting
- Editing
- Rebuilding

## What you Need

- An encrypted **3DS|CIA|CXI file** *(It can either be a game, game's update, system application, but anyways not a DLC file nor a DSi Ware!)*
- **WinRAR**, or another archive extractor
- **HackingToolkit9DS** -> [Click Here](#)

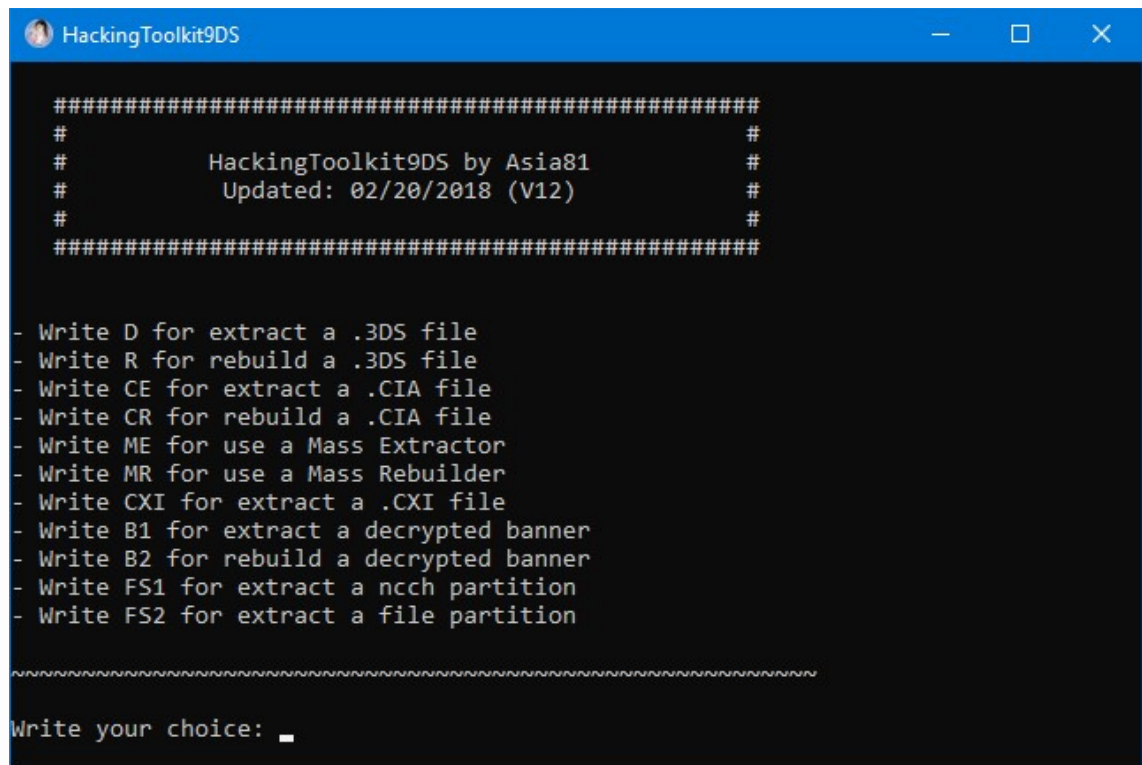
## Prerequisites

Install the new **SetupUS|FR.exe** of **HackingToolkit9DS** as a common tool:



## Extracting

Open **HackingToolkit9DS**:



```
#####
#
#           HackingToolkit9DS by Asia81           #
#           Updated: 02/20/2018 (V12)             #
#
#####

- Write D for extract a .3DS file
- Write R for rebuild a .3DS file
- Write CE for extract a .CIA file
- Write CR for rebuild a .CIA file
- Write ME for use a Mass Extractor
- Write MR for use a Mass Rebuilder
- Write CXI for extract a .CXI file
- Write B1 for extract a decrypted banner
- Write B2 for rebuild a decrypted banner
- Write FS1 for extract a ncch partition
- Write FS2 for extract a file partition

~~~~~
Write your choice: _
```

**Don't forget, your file(s) should not have any spaces in its(their) name(s), nor special characters, like é or à.**

**You want extract PokemonMoon.3ds ? Just write PokemonMoon.**

#### If you plan to extract a 3DS file:

Write the "D" command, and enter the name of your .3DS file WITHOUT its extension.

#### If you plan to extract a CIA file:

Write the "CE" command, and enter the name of your .CIA file WITHOUT its extension.

#### If you plan to extract a CXI file:

Write the "CXI" command, and enter the name of your .CXI file WITHOUT its extension.

Wait while it's extracting.

The **ExeFS** content will be extracted in an **ExtractedExeFS** folder.

The **RomFS** content will be extracted in an **ExtractedRomFS** folder.

The **DownloadPlay** content will be extracted in an **ExtractedDownloadPlay** folder.

The **Old3DS** update will be extracted in an **ExtractedO3DSUpdate** folder.

The **New3DS** update will be extracted in an **ExtractedN3DSUpdate** folder.

The **Manual** will be extracted in an **ExtractedManual** folder.

The **3D Banner** will be extracted in an **ExtractedBanner** folder.

The work here should be ok.

Now you're able to edit the game, go to **Editing**.

## Editing

Do what you want.

Edit music, textures, banner, icon..

If you follow this tutorial, you know what you want to do.

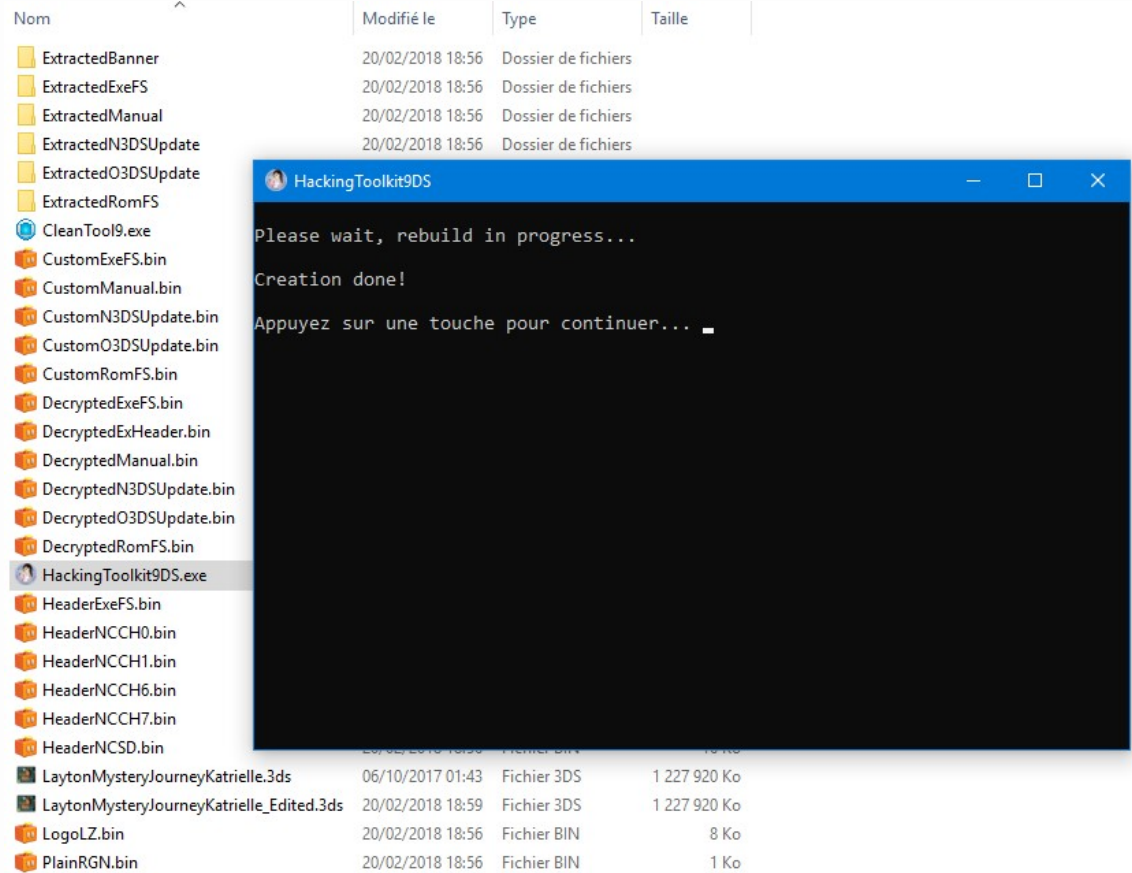
Once it's finished, rebuild your game.

If you want, you can also edit the **UniqueID** of your game:  
[Read here for more informations.](#)

## Rebuilding

### If you extracted and plan to rebuild a 3DS file:

Open **HackingToolkit9DS**, write the "R" command, then enter the name you want for the output file.

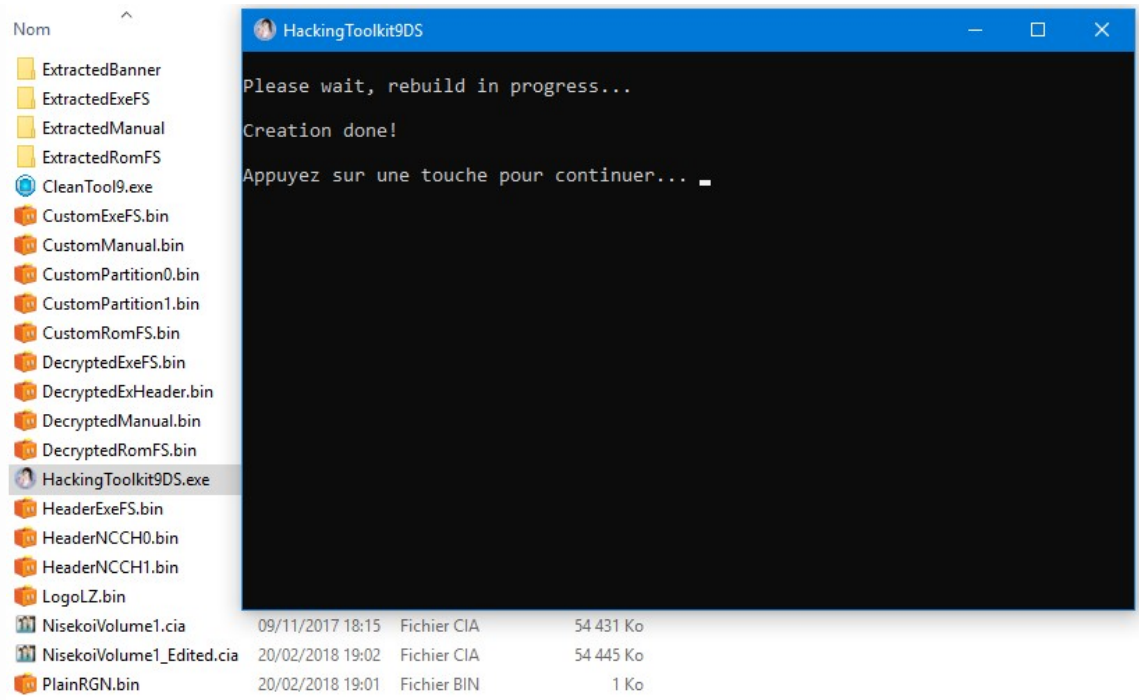


Enjoy!

### If you extracted and plan to rebuild a CIA file:

Open **HackingToolkit9DS**, write the "CR" command, then enter the name you want for the output file.

You will be also asked to enter a minor and micro version number.  
You can enter the number you want (*0 if you don't know what to choose*), but it's better to use the original version.  
For know that, copy your clean/original CIA on your SD, open FBI and or TitleManager (*no need to install it, just look the upper screen*).  
Then check the both last numbers in Version [MAJOR|MINOR|MICRO].



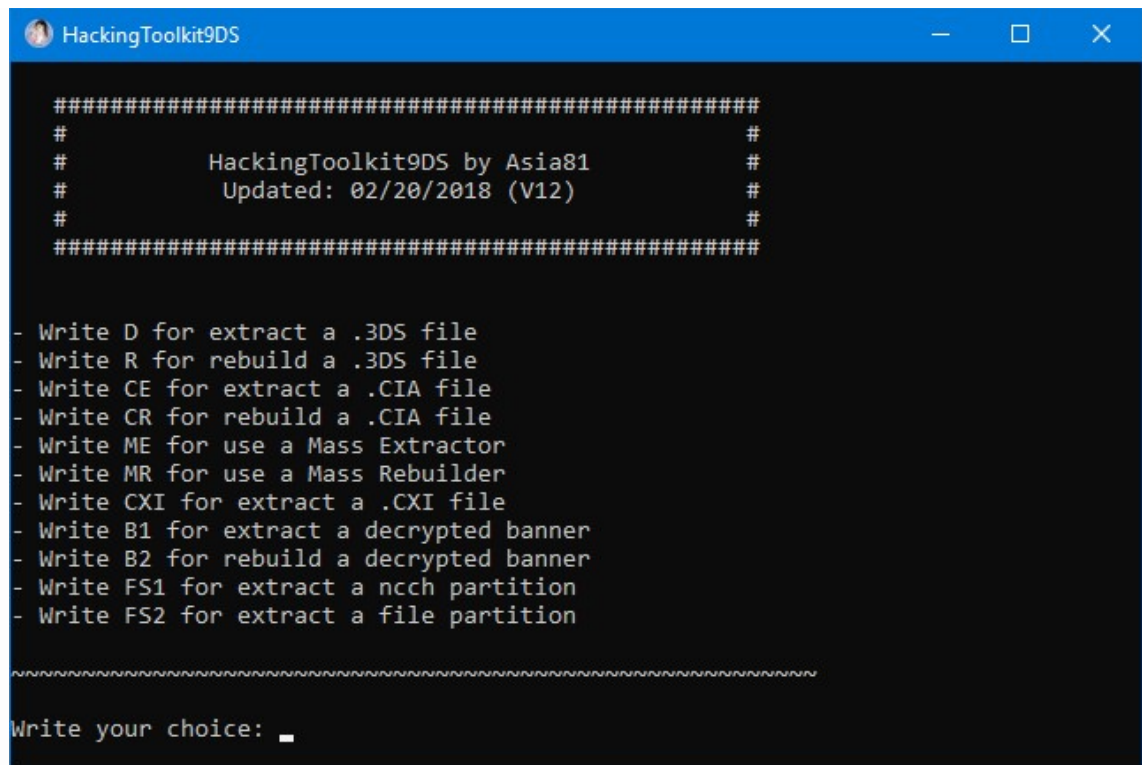
Enjoy!

## Troubleshooting

### **Before report an issue, be sure:**

- Your 3DS|CIA|CXI file is clean and not decrypted by Decrypt9 or GodMode9.
- Your 3DS|CIA|CXI file doesn't have any space or special character in its name (*such as é or à*).
- Your 3DS|CIA|CXI file is in the same folder as HackingToolkit9DS.
- You're not trying to extract the file in the ProgramFiles folder (*where installed core files are*).
- To write or don't write the extension of your file when specified.
- To have installed the setup package for your language (*SetupXX.exe file*).

## Changelogs



```
#####
#
#       HackingToolkit9DS by Asia81       #
#       Updated: 02/20/2018 (V12)         #
#
#####

- Write D for extract a .3DS file
- Write R for rebuild a .3DS file
- Write CE for extract a .CIA file
- Write CR for rebuild a .CIA file
- Write ME for use a Mass Extractor
- Write MR for use a Mass Rebuilder
- Write CXI for extract a .CXI file
- Write B1 for extract a decrypted banner
- Write B2 for rebuild a decrypted banner
- Write FS1 for extract a ncch partition
- Write FS2 for extract a file partition

~~~~~
Write your choice: _
```

#### Version 12

- Fixed encrypted CIA rebuild process.
- Removed installation check.

#### Version 11

- Hotfix for .3DS rebuild.
- .CIA rebuild still in progress.

#### Version 10

- Added: Support for Boot9 extraction on PC. Absolutely no more decryption is required on 3DS.
- Renamed: Project is renamed HackingToolkit9DS for the occasion.
- Edited: Some strings, words and sentences has been changed.
- Removed: Temporarily removed the 32 bits support.
- Removed: Integrated 3DS Builder.
- Removed: Integrated Pokemon Patch Pointer Tool.
- Removed: Integrated RomFS Extractor.
- Removed: Integrated RomFS Builder.

#### Version 9

- Fixed CIA rebuild script.

#### Version 8

- Fixed MassExtraction and MassRebuild scripts.

#### Version 7

- 32bits support should be fixed (*I forgot to include a 32bits build of MakeRom*).

## Credits and Thanks

#### Credits:

CtrTool : profi200 | 3DSGuy | Neimod  
Makerom : profi200 | 3DSGuy  
Decrypt9 : d0k3, Shadowtrance & Archshift  
HackingToolkit9DS : Asia81  
CleanTool9 : Asia81


**Thanks to:**

Megadrifter  
Stratovarius  
Reisyukaku  
Guitoh  
Weby  
Apache Thunder  
Ericzander  
BullyWiiPlaza  
Cellenseres  
redunka

Last edited by Asia81, Feb 20, 2018

VeteranJaime, RY0M43CH1Z3N, GilgameshArcher and 78 others like this.

#1 Mar 4, 2015



**Apache Thunder**

I have cameras in your head!

Member



4,236

Level 15


Oct 7, 2007

Levelland, Texas

You can also perhaps provide an alternative method (which would be a lot shorter to explain then the old xorpad method) by using rxTools to decrypt the rom instead, then extract everything with CTRTool/3DSExplorer. The resulting files will already be decrypted and if ran on 7.x or newer sysnand, the key slot bin file won't be needed. 😊

Anonymous456, fitz420, Ailuros27 and 2 others like this.

#2 Mar 5, 2015



**g.a.u**

Member

Newcomer



--sorry for my bad english--

i did all of these step ,when i rebuild Kingdom hearts 3d (with rsf edited) ,it created a 3ds rom has smaller size than it was (2,1gb -> 1.8gb)

Load the rom on 3ds and nothing happen (the icon is blank)

Tried to use this tool

<https://gbatemp.net/threads/tool-makerom-gui.376540/>

and this is error it give me

45 Level 2

Oct 11, 2014

Ho Chi Minh City,  
Vietnam

```
C:\Windows\System32\cmd.exe
[ACEXDESC ERROR] Current keyset cannot sign AccessDesc, please appropriately set
-up RSF, or specify a preset with "-desc"
[EXHEADER ERROR] Failed to create ExHeader
[NCCCH ERROR] NCCCH Build Process Failed
[RESULT] Failed to build outfile
Press any key to continue . . .
```



#3 Mar 5, 2015



Eli'

Member

Newcomer




10 Level 1

Feb 17, 2015



I have done all correctly your tutorial here without update but it does not work!  
The game freeze in the 3ds logo when you start to play. I edit nothing in the game (Extractedromfs's folder) only because I wanted to test before if it work or not but It doesn't work!  
I can even put a full video of your tutorial to show you that it don't work. (perhaps I made something wrong but I don't think because If I update the game it work so...) I don't want the update.

#4 Mar 5, 2015



Asia81

In my Ecchi World <3

Member



5,625 Level 13

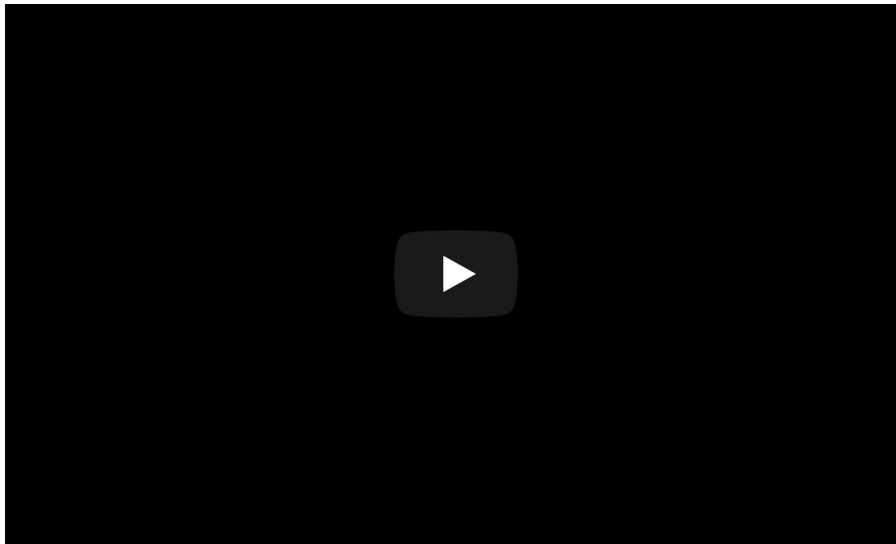
Eli' said: ↑

I have done all correctly your tutorial here without update but it does not work!  
The game freeze in the 3ds logo when you start to play. I edit nothing in the game (Extractedromfs's folder) only because I wanted to test before if it work or not but It doesn't work!  
I can even put a full video of your tutorial to show you that it don't work. (perhaps I made something wrong but I don't think because If I update the game it work so...) I don't want the update.

Proof it's working :

Nov 15, 2014

 Albi



Just read the tutorial.

g.a.u said: ↑

--sorry for my bad english--

i did all of these step ,when i rebuild Kingdom hearts 3d (with rsf edited) ,it created a 3ds rom has smaller size than it was (2,1gb -> 1.8gb)

Load the rom on 3ds and nothing happen (the icon is blank)

Tried to use this tool

<https://gbatemp.net/threads/tool-makerom-gui.376540/>

and this is error it give me

I'm sorry, but i don't really know how to do this with other game such as Pokemon.

Give me your RSF, i will try it.

It's Kingdom Hearts 3D EUR ?

Margen67 likes this.

#5 Mar 5, 2015



**g.a.u**

Member

Newcomer



45

Level 2

Oct 11, 2014

Ho Chi Minh City,

its KH3D US  
this is my RFS

Attached Files:



RSF.rar

File size:


2.1 KB

Views:

737

#6 Mar 5, 2015

Vietnam



OP

**Asia81**

In my Ecchi World &lt;3

Member



5,625

Level 13

Nov 15, 2014

 Albi

**I haven't US version, i will download it later**

#7 Mar 5, 2015

**Leftshark**

Member

Newcomer



11

Level 1


Feb 25, 2015



i did this but every time it loads pass 3s logo it stays on a black screen can anyone help?

Eli' likes this.

#8 Mar 5, 2015



OP

**Asia81**

In my Ecchi World &lt;3

Member



5,625

Level 13

Nov 15, 2014

 Albi

What's your game ?

I will try to make a video tutorial if he can help someone

#9 Mar 5, 2015

**Leftshark**

Member

Newcomer



11

Level 1

Feb 25, 2015



pokemon AS. I tried changing the .mm files from the sprites around but it wont load the game :/

#10 Mar 5, 2015

**Eli'**

Member

Newcomer



10

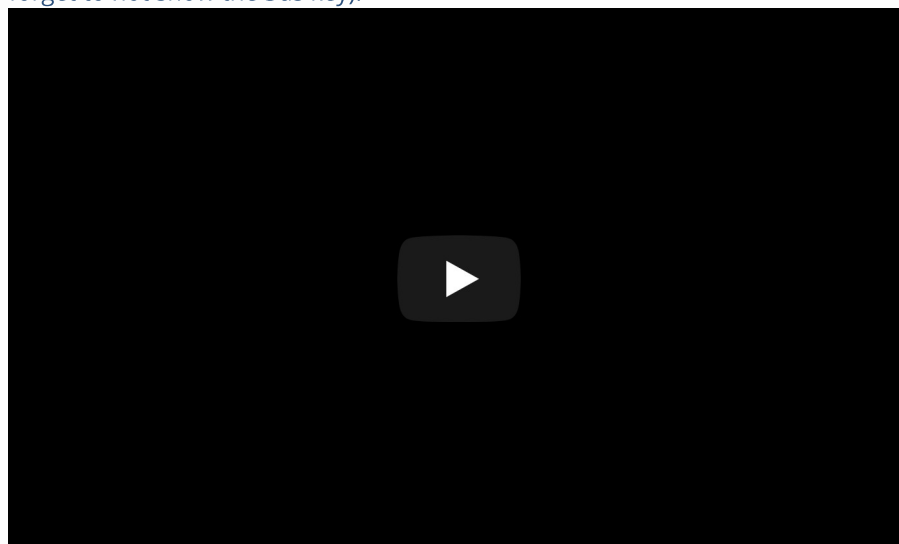
Level 1

Feb 17, 2015




Just read the tutorial?

Here a video to show you **it don't work for me and i don't know for other** (Video edited because I forget to not show the 3ds key):



**What is wrong?** I don't understand!

#11 Mar 5, 2015

**Fishaman P**

Speedrunner

Member



I'm *pretty* sure it's against the rules to link the (copyrighted) 3DS keys.

#12 Mar 5, 2015

Jan 2, 2010

 Wisconsin**Asia81**

In my Ecchi World &lt;3

Member



5,625

Level 13

Nov 15, 2014


 Albi

Fishaman P said: ↑

I'm *pretty* sure it's against the rules to link the (copyrighted) 3DS keys.

WtF ?

#13 Mar 5, 2015

**Fishaman P**

Speedrunner

Member



3,266

Level 6

Jan 2, 2010


 Wisconsin

Asia81 said: ↑

WtF ?

Did you not understand this was a rule, or what's the deal?

#14 Mar 5, 2015

**Asia81**

In my Ecchi World &lt;3

Member



5,625

Level 13

I know, but where i give a 3DS key oO ?  
My **slot0x25KeyX.bin** in the pack is not blank ?

#15 Mar 5, 2015

Nov 15, 2014

 Albi



**Fishaman P**

Speedrunner

Member



3,266

Level 6

Jan 2, 2010



Wisconsin

Asia81 said: ↑

I know, but where i give a 3DS key oO ?  
My **slot0x25KeyX.bin** in the pack is not blank ?


That's not the issue.

Asia81 said: ↑

In the tool pack you will find a **slot0x25KeyX.bin** file. Open it with a hex editor and replace 00 with the numbers that go along this mini-tutorial: [File filling instructions](#) [link snipped]. Copy and paste the key. The outcome will look like this :

The page you linked to directly features a link to the copyrighted key. The fact it's not directly included doesn't matter.

#16 Mar 5, 2015



**Asia81**

In my Ecchi World <3

Member



5,625

Level 13


Nov 15, 2014



Albi

fail, removed.

#17 Mar 5, 2015



**Fishaman P**

Speedrunner

Member



3,266

Level 6


Asia81 said: ↑

fail, removed.

Also, a little more subjective, but your "preview" of the key shows more than half of it. Showing a single random byte in the middle is fine, but showing the first 2 bytes, the last byte, and quite a few in between would be enough for me to delete it were I a mod.

#18 Mar 5, 2015

Jan 2, 2010  
Wisconsin



OP

Asia81

In my Ecchi World <3

Member



5,625

Level 13

Nov 15, 2014

Albi

and now ?

#19 Mar 5, 2015



Fishaman P

Speedrunner

Member



3,266

Level 6

Jan 2, 2010

Wisconsin

Asia81 said: ↑

and now ?



#20 Mar 5, 2015

1 2 3 4 5 6 → 79 Next >

(You must log in or sign up to reply here.)

### Similar threads with keywords: 3DS|CIA|CXI [Tutorial] Decrypt

HIDE SIMILAR THREADS



[Tutorial] Decrypt & Unpack / Rebuild 3DS and CIA Files

cots, Jul 10, 2016, in forum: 3DS - Tutorials

Replies: 10  
Views: 20,950

GlitchytheHacker  
Oct 24, 2018



[Tutorial] Extract/Decrypt games, NAND backups, and SD contents with fuse-3ds

ihaveamac, Mar 30, 2018, in forum: 3DS - Tutorials

Replies: 93  
Views: 27,376

Ezegardiz  
Oct 20, 2018



[Tutorial] Decrypt .3DS & Get Romfs Folder for NOOBs!

Oorah, Jul 2, 2016, in forum: 3DS - Tutorials

Replies: 7  
Views: 12,062

req0black  
Aug 8, 2017



[Tutorial] How to Decrypt, Extract & Rebuild a CIA

Asia81, May 12, 2015, in forum: 3DS - ROM Hacking, Translations and Utilities

Replies: 290  
Views: 173,138

Asia81  
Jan 12, 2017



## [TUTORIAL] How to use 3ds citra emulator + decrypt 3ds games.

mustafag32g, Jun 22, 2015, in forum: 3DS - Tutorials

Replies:

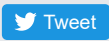
5

Views:

177,700

DannyMac

Dec 3, 2016



30 people like this. [Sign Up](#) to see what your friends like.

[Home](#)

[Forums](#)

[PC, Console & Handheld Discussions](#)

[Nintendo 3DS Discussions](#)

**[3DS - ROM Hacking, Translations and Utilities](#)**

[Home](#)

[Terms & Rules](#)

[Members](#)

[Help](#)

[Contact Us](#)

Find us on:

tempStyle 2

[Back to top](#)

Forum software by XenForo™ © 2010-2018 XenForo Ltd.

©GBAtemp 2002-2018 • [Privacy Policy](#)