

## SD Card Port Cover for SD2SP2 POR/ Easy Access Version



Jeff Chen

[VIEW IN BROWSER](#)

updated 4. 4. 2024 | published 4. 4. 2024

## Summary

Something to ensure the SD card going into the right hole.

[Gadgets](#) > [Video Games](#)

Tags: [card](#) [sd](#) [easy](#) [cover](#) [pro](#) [access](#) [port](#)  
[gamecube](#) [gc](#) [sd2sp2](#) [por](#)

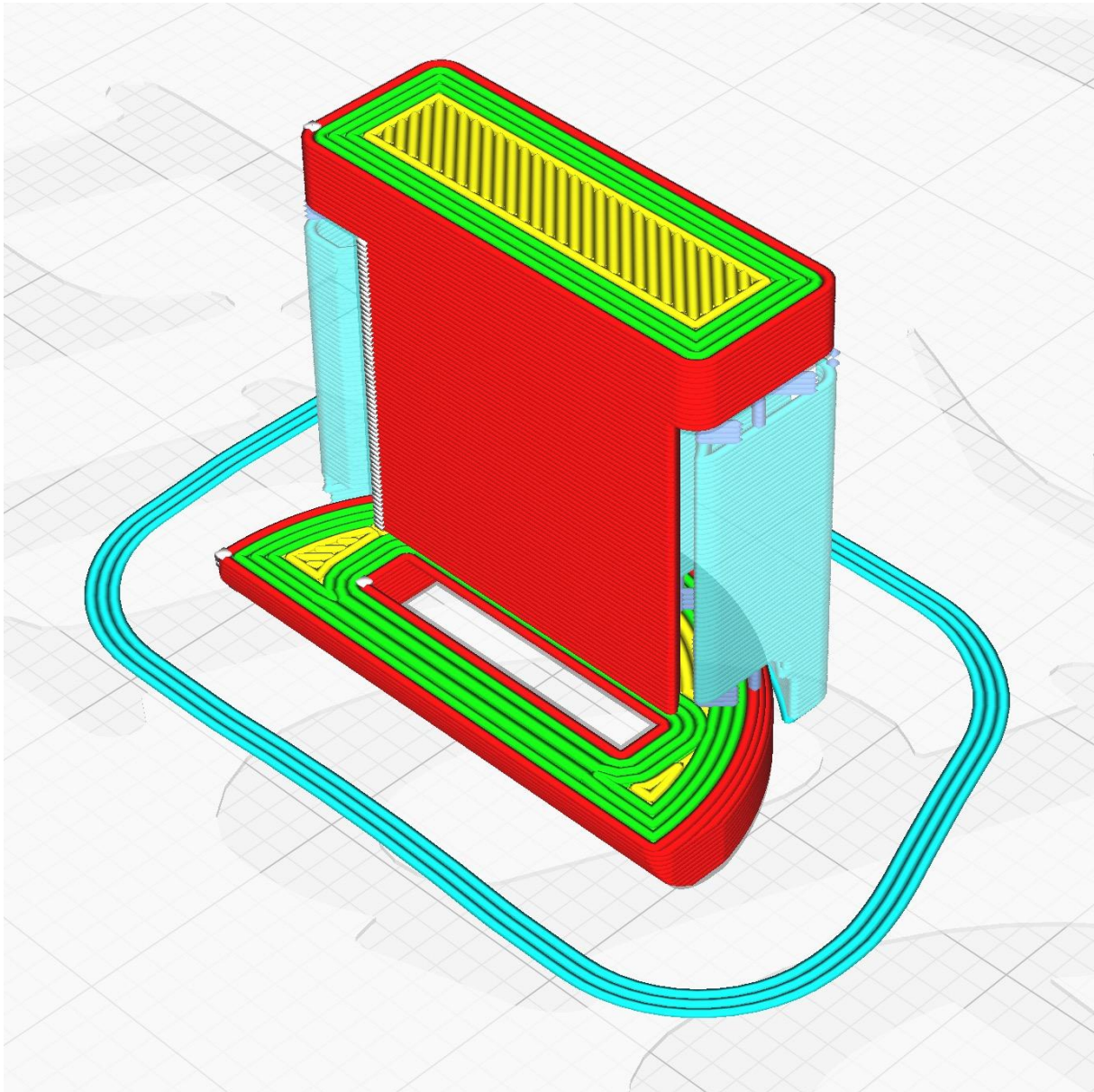
The SD2SP2 POR (Pro?) has a problem - there is a gap between the SD card slot and the GameCube chassis. It's very easy to insert the SD card into the void and you'll have to unscrew the GameBoy Player just to retrieve the card.

Print this piece, jam it in there and then install the SD2SP2 Pro, and the problem is dealt with ;-)

-----

## Printing

Printing the piece facing down with support worked the best for me.



---

## Installation

As simple as demonstrated in the picture. There's not much room to make a mistake.












-----

## Appearance









---

### **Variants/Original**

I bought the AliExpress POR version as in these photos in order to create this model.

#### **Easy Access Version from Rugal\_kof94**

The one Rugal\_kof94 is selling on eBay [HERE](#).

He has created an official version for his own variant. You can find the mode [HERE](#).





### **Flush PCB with Indented Card Slot**

This one is also different from the rest.



Please download the corresponding STL file.

## **Model files**




**gc-sd2sp2-port-cover-por-ver.stl**

☐ From AliExpress

---



### gc-sd2sp2-port-cover-ebay-easy-access-ver.stl

 From eBay



### gc-sd2sp2-port-cover-flush-pcb-indent-slot-ver.stl

## License

This work is licensed under a  
[Creative Commons \(4.0 International License\)](https://creativecommons.org/licenses/by-sa/4.0/)



**Attribution-ShareAlike**

- 
- ✗ | Sharing without ATTRIBUTION
  - ✓ | Remix Culture allowed
  - ✓ | Commercial Use
  - ✓ | Free Cultural Works
  - ✓ | Meets Open Definition